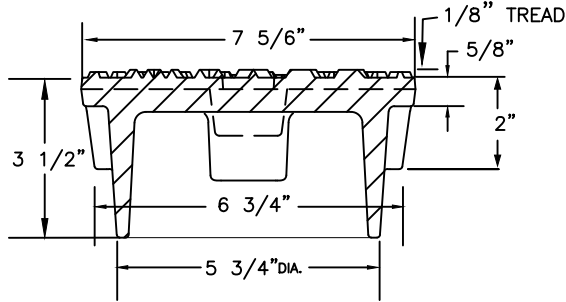
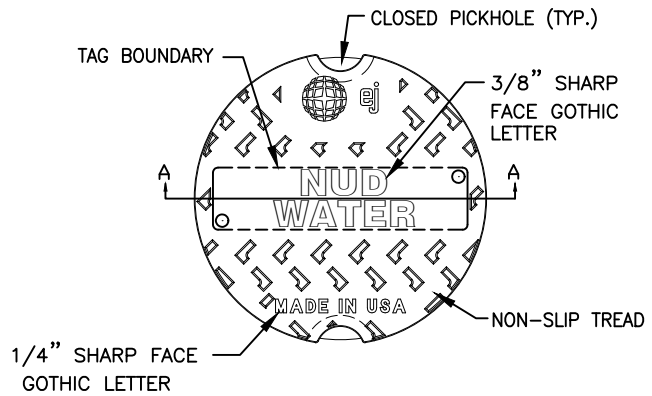


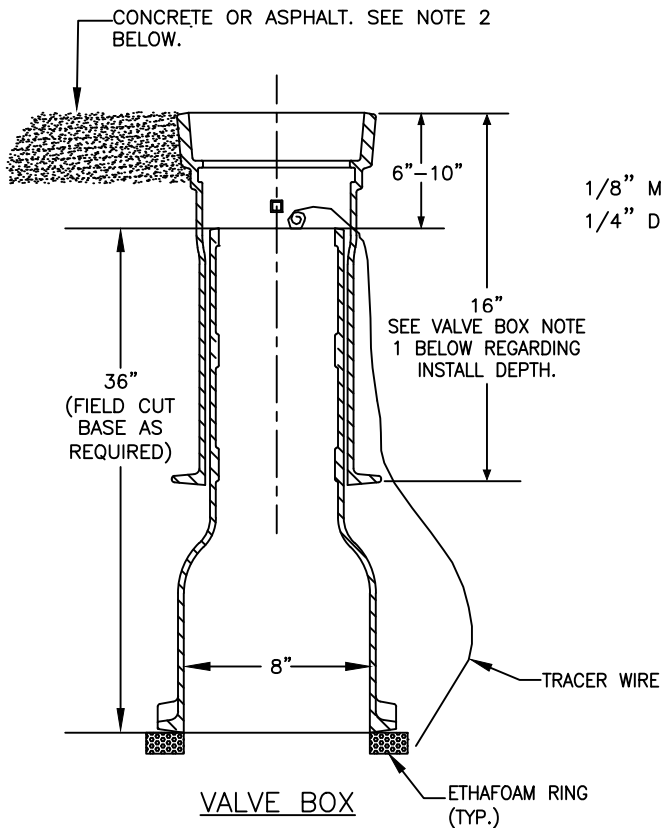
## VALVE BOX COVER



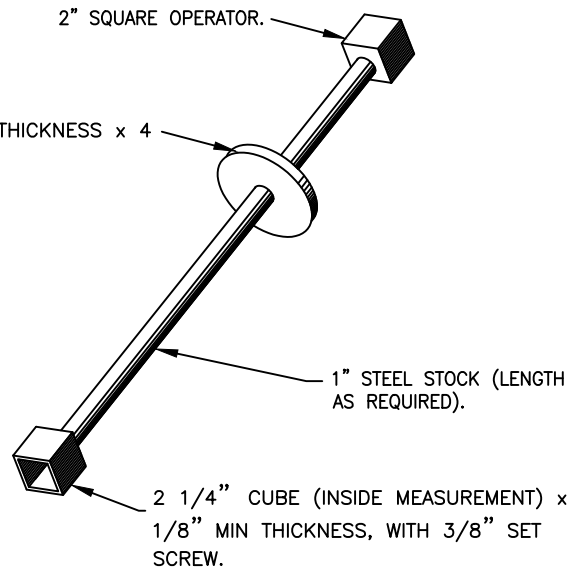
SECTION A-A



PLAN



VALVE BOX



VALVE OPERATING NUT EXTENSION

### VALVE BOX NOTES:

1. CAST-IRON VALVE BOX AND COVER SHALL BE EAST JORDAN IRON WORKS: VALVE BOX COVER 06800209, VALVE BOX TOP 85557016U, AND VALVE BOX BOTTOM 85556036U. FOR SHALLOW OR DEEP INSTALLS, VALVE BOX TOP SHALL BE DETERMINED BY THE DISTRICT.
2. IF VALVE BOX IS IN AN UNPAVED AREA, PROVIDE 1' RADIUS x 4" MINIMUM DEPTH CONCRETE OR ASPHALT PAVING AROUND VALVE BOX. CONCRETE SHALL HAVE A BROOM/TROWEL FINISH.
3. INSTALL ETHAFOAM RING BETWEEN BASE OF VALVE BOX AND GATE VALVES OR ON CONCRETE BRICKS FOR BALL VALVES. ETHAFOAM RING TO BE 2" IN THICKNESS.

### VALVE OPERATING NUT EXTENSION NOTES:

1. VALVE OPERATING NUT EXTENSIONS ARE REQUIRED WHEN VALVE NUT IS MORE THAN 5' BELOW FINISHED GRADE.
2. LENGTH AS REQUIRED TO PUT OPERATING NUT TWO (2) FEET FROM FINISHED GRADE.
3. EXTENSIONS TO BE A MINIMUM OF TWO (2) FEET LONG.
4. ONE (1) EXTENSION PER VALVE.
5. NO ADJUSTABLE VALVE EXTENSIONS ALLOWED.
6. WHEN AN EXTENSION IS REQUIRED, USE A SOILS PIPE BETWEEN VALVE BOX TOP AND VALVE BOX BOTTOM. LENGTH TO FIT.

## VALVE BOX & OPERATING NUT EXTENSION

NOT TO SCALE

### DETAIL APPROVALS

EDITOR *TMC*

MANAGER *SJD*

## NORTHSHORE UTILITY DISTRICT

### 2022 STANDARD WATER DETAILS

11

LAST UPDATED  
FEBRUARY 2022