

**ADDENDUM 1
TO THE CONTRACT PROVISIONS AND CONTRACT PLANS**

FOR

**NORTHSHORE UTILITY DISTRICT
LAKEWOOD VILLA WATER AND SEWER IMPROVEMENTS**

G&O #23625.00

ISSUED THIS DATE: FRIDAY, JULY 25, 2025

**BID SUBMITTAL: 10:00 A.M. (LOCAL TIME) ON
TUESDAY, JULY 29, 2025
NORTHSHORE UTILITY DISTRICT
6830 NE 185TH STREET
KENMORE, WASHINGTON 98028**



7/25/2025

Bidder shall acknowledge receipt of this Addendum on Page Prop 5 of the Proposal.

TO PROSPECTIVE BIDDERS:

The attention of all prospective bidders on the above project is directed to the following additions and modifications to the Contract Provisions and Contract Plans.

**I. ADDITIONS, MODIFICATIONS, AND/OR DELETIONS TO THE
SPECIAL PROVISIONS**

ITEM 1:

Page DS 8, Special Provisions Section 3.17, TEMPORARY SEWER
BYPASSING

DELETE this section in its entirety and **REPLACE** with the following:

“3.17 TEMPORARY SEWER BYPASSING

Work covered in this section includes the requirements for the temporary sewer bypass system.

The proposed sewer connection only impacts one side sewer and there are no upstream flows. This side sewer serves a commercial business. The Contractor shall have the option of providing vector collection and hauling when the side sewer is disconnected from the sewer system, or providing a minimum of two portable restroom facilities, including a washing station, for the business to allow for shutting down the

business restroom. Gravity service for the side sewer shall be reinstated at the end of each working day.

Sewer bypassing shall not cause backup of sewage into any side sewer line, private or publicly owned or maintained.

The Contractor is fully responsible for any damage that may result from an inadequate or improper installation, maintenance, or operation, or failure of any kind of the bypass system. Spills or bypasses of sewage to surface waters or drainage courses is prohibited. In the event of sewage spills, the Contractor shall immediately take whatever actions are deemed necessary to stop a spill. Should the Contractor not take immediate action, the District will be entitled to take whatever actions are deemed necessary to stop a spill. Costs incurred by the Contractor or District, including penalties imposed on the District as a result of any sewage spill caused by the Contractor, its employees, or subcontractors, shall be borne in full by the Contractor, including legal fees and other expenses to the Contractor or District resulting directly or indirectly from the spill.”

II. ADDITIONS, MODIFICATIONS, AND/OR DELETIONS TO THE MEASUREMENT AND PAYMENT

ITEM 2:

Page MP 24, Temporary Sewer Bypass Pumping

DELETE this section in its entirety and **REPLACE** with the following:

“Temporary Sewer Bypass Pumping

The lump sum price bid for Temporary Sewer Bypass Pumping shall constitute full compensation for all labor, materials, tools and equipment necessary and incidental to provide uninterrupted sanitary sewer service to the affected property. This item shall include, but not be limited to, the following:

1. Providing portable restroom and washing station facilities as required.
2. Obtain and maintain all required private property authorization.
3. Provide vacator service to remove flows as required to maintain service.
4. Reinstall gravity service at the end of each working day.”

III. ADDITIONS, MODIFICATIONS, AND/OR DELETIONS TO THE PROPOSAL

ITEM 1:

Page Prop 4, Proposal

On Schedule B, Bid Item 18, 8-Inch PVC Sewer Main Pipe, **DELETE** the quantity “10 LF” and **REPLACE** with the following:

“20 LF”

ITEM 2:

Page Prop 5, Proposal

On Bid Item 7, Asphalt Overlay, **CHANGE** the Bid Item Number from “7” to:

“4”

On Bid Item 4, Asphalt Overlay, **DELETE** the quantity “500 TN” and **REPLACE** with the following:

“160 TN”

IV. ADDITIONS, MODIFICATIONS, AND/OR DELETIONS TO THE CONTRACT PLANS

ITEM 1:

SHEET 4, WATER MAIN PLAN AND PROFILE STA 20+00 – 22+50

On the profile, **DELETE** the title “Tapping Tee” and **REPLACE** with the following:

“12" x 8" Tee (FL)”

ITEM 2:

SHEET 5, WATER MAIN PLAN AND PROFILE STA 22+50 – 25+40

At STA 25+01.40, **DELETE** the title “2 – 8" DI Spool, 1 – 8" Solid Sleeve (MJ)” and **REPLACE** with the following:

“2 – 4" DI Spool

1 – 4" Solid Sleeve”

ITEM 3:

SHEET 9, SEWER MANHOLE PLAN

MODIFY the Plan as shown in the attached Addendum Drawing No. 1.

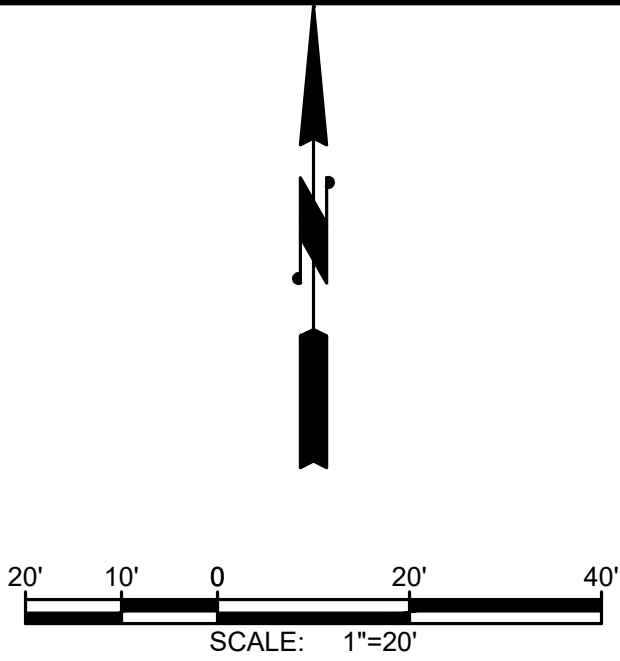
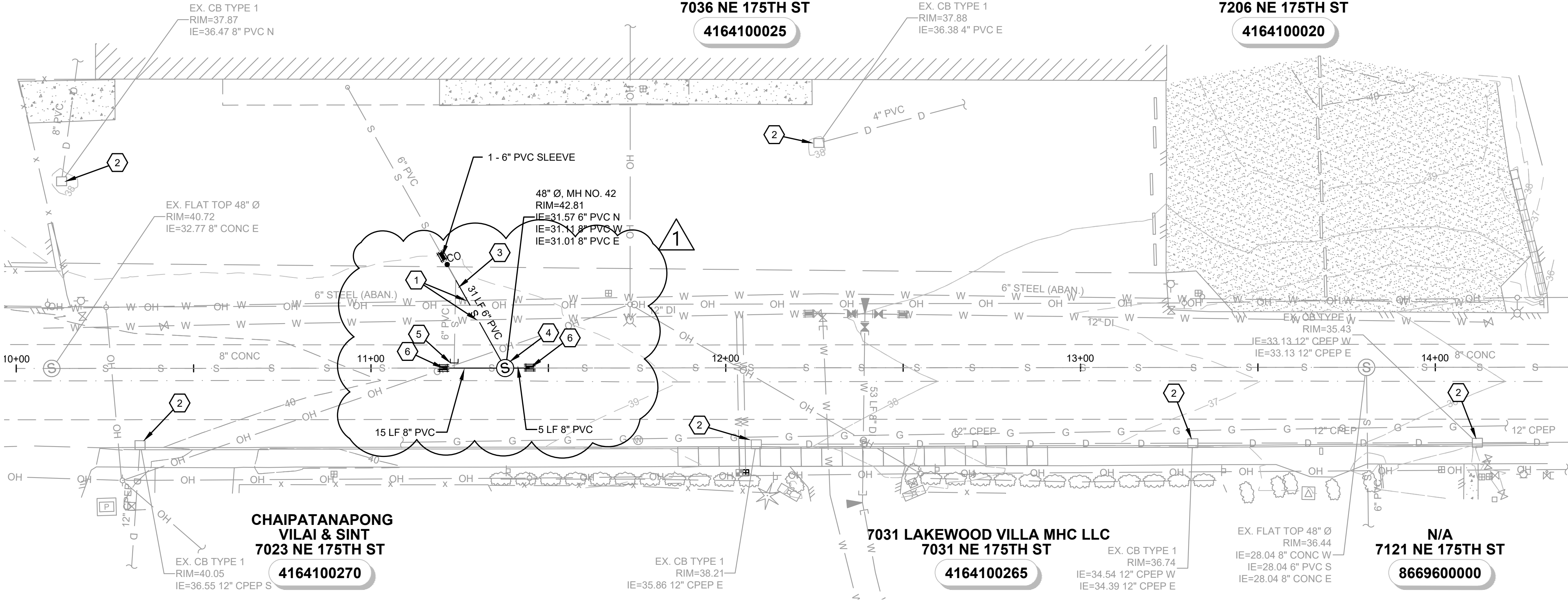
NW 1/4, SEC 45, T26N, R4E, WM

RL SWANSON
ASSOCIATES LLC
7036 NE 175TH ST

4164100025

RL SWANSON
ASSOCIATES LLC
7206 NE 175TH ST

4164100020



GENERAL NOTES:

- EXISTING SIDE SEWER PIPE LOCATIONS SHOWN ON THE CONTRACT DOCUMENTS ARE ONLY APPROXIMATE. POTHOLE THE EXISTING SIDE SEWER FIRST AT THE MAIN LINE OR AT CLEANOUT AND THEN CONTINUE TO POTHOLE AS NECESSARY TO LOCATE THE SIDE SEWER AT THE POINT OF CONNECTION.
- MAINTAIN CONTINUOUS SEWER SERVICE TO ALL PROPERTIES DURING CONSTRUCTION, INSTALLATION, AND TESTING OF PROPOSED SEWER MAIN. PROVIDE TEMPORARY SEWAGE PUMPING AT CLEANOUT ASSEMBLIES AND MANHOLES AS REQUIRED.

CONSTRUCTION NOTES:

- CAUTION: POTENTIAL UTILITY CONFLICT. CONTRACTOR TO POTHOLE AND FIELD VERIFY EXACT LOCATION AND DEPTH OF EXISTING UTILITY.
- CONTRACTOR SHALL INSTALL STORM DRAIN PROTECTION PER DETAIL 1, SHEET 3.
- INSTALL SIDE SEWER CLEANOUT ASSEMBLY PER DETAIL 9, SHEET 10. ALL WORK SHALL BE COORDINATED WITH PROPERTY OWNER AND ENGINEER A MINIMUM OF 7 DAYS BEFORE STARTING INSTALLATION OF CLEANOUT. VERIFY EXISTING SIDE SEWER LOCATION, SIZE, MATERIAL, AND ELEVATION PRIOR TO STARTING WORK.
- INSTALL NEW MANHOLE PER DETAILS 1 AND 5, SHEET 10.
- REMOVE EXISTING SIDE SEWER TEE AND CAP/PLUG EXISTING SIDE SEWER PIPE.
- REMOVE EXISTING CONCRETE PIPE AND AS REQUIRED TO EXPOSE EXISTING CURE IN PLACE LINER AND CONNECT TO NEW PVC WITH ROMAC XR501 TRANSITION COUPLING.

M:\Northshore\230225 00 Lakewood Villa Water and Sewer\01 Design\Plan\set\Civil\1.C_SEWR-PLAN.dwg, 7/24/2025 2:53 PM, JAMES LIVINGSTON

NO	BY	APPD	REVISION	DATE
1	JAL	EBD	ADDENDUM NO. 1	07/24/25

WARNING
0 1/2 1
IF THIS BAR DOES NOT MEASURE 1" THEN DRAWING IS NOT TO SCALE



Gray & Osborne, Inc.
CONSULTING ENGINEERS
1130 RAINIER AVENUE SOUTH,
SUITE 300
SEATTLE, WASHINGTON 98144
(206) 284-0860

DESIGNED BY	JAL
DRAWN BY	BPH
CHECKED BY	EBD
APPROVAL	EBD
DATE	JUL 2025



NORTHSHORE UTILITY DISTRICT
6830 NE 185th St. P.O. Box 82489
Kenmore, WA 98028-2684 Kenmore, WA 98028-2684
Ph: (425) 398-4400 | Fax: (425) 398-4430 | www.nud.net

CONTRACT C0948
LAKEWOOD VILLAS WATER & SEWER IMPROVEMENTS
SEWER MANHOLE PLAN



DWG: C_SEWR-PLAN
C0948
SHEET
9 OF 16