



NORTHSHORE UTILITY DISTRICT
PO BOX **82489**
KENMORE, WA **98028-0489**

PRSR STD
US POSTAGE
PAID
BOTHHELL, WA



Northshore Utility District Annual Water Quality Report

2005

Dear Customer:

Northshore Utility District is pleased to submit our seventh annual Water Quality Report to you, our valued customer.

This report contains information about the overall condition of your drinking water. We encourage you to take a few minutes to review it.

Northshore Utility District is committed to providing you with high quality drinking water. This report reflects our commitment. If you have any questions, comments or suggestions about the Water Quality Report, please contact our Water Quality Coordinator, Mick Holte at [\(425\) 398-4417](tel:4253984417).

Sincerely,

A handwritten signature in black ink, appearing to read 'Trudy C. Rolla'.

Trudy Rolla, President
Board of Commissioners
Northshore Utility District

Board of Commissioners
Bruce Gardiner, Secretary
Don Ellis
Kinnon W. Williams
Margaret Wiggins

Inside Information...

- ◆ Water Sources
- ◆ Water Quality
- ◆ Health Issues
- ◆ Residential Monitoring
- ◆ Water Conservation
- ◆ Cross Connection Control

Northshore Utility District –Water Source



Seattle Public Utilities (SPU) provides drinking water to approximately 1.3 million people in the Seattle metropolitan area. The Cedar River Reservoir and the South Fork Tolt River Reservoir supply almost all of SPU's water. These two surface water sources are located in remote, uninhabited areas of the Cascade Mountains. An aggressive watershed protection program is strictly enforced; no agricultural, industrial or recreational activities are allowed.

Northshore Utility District's primary water source comes from the South Fork Tolt River Reservoir. Occasionally, Cedar River water is used, depending on snow pack accumulations, drought conditions and the availability of water transmission lines. Both water sources receive chlorine disinfection, fluoride addition, pH adjustment and ozone treatment.

SPU provides high quality drinking water. In order to meet new water quality requirements and improve the overall reliability of the system, significant improvements have already been made and others will be made in the future.

- ◆ High Tech Tolt Filtration Plant – completed and on line in December 2000. Department of Health (DOH) accepted it for operation on February 21, 2001.
- ◆ High Tech Cedar Treatment Project – completed and on line in August 2004. DOH accepted it for operation in August 2004.

More information on these new plants can be found on SPU's web site at www.ci.seattle.wa.us/util/.

Northshore Utility District – Water Quality Maintenance Programs

Northshore customers enjoy high quality water. After the water reaches our District, we take the following measures to ensure it stays clean and pure:

- ◆ Each year all of our water main lines are flushed to prevent sediment build-up.
- ◆ All new water lines are disinfected, flushed and sampled before they are put into service.
- ◆ All of our water storage is covered.
- ◆ All of our reservoirs (water storage tanks) are sampled weekly.
- ◆ All reservoirs and tanks are cleaned, disinfected and painted on a regular schedule (every five years).
- ◆ A District Water Quality Coordinator schedules daily water quality tests.
- ◆ Older steel main line pipes have been replaced with ductile iron, which is more resistant to corrosion and leaks.
- ◆ Each month, a total of at least 49 samples are collected from eight separate locations throughout our District. These samples are tested by Seattle Public Utilities for water temperature, pH, and chlorine residual, and then shipped to their laboratory for coliform bacteria testing.



FAQ's – Frequently Asked Questions

- ◆ ***How can I get more involved in decisions affecting my drinking water?***
The Board of Commissioners meet on the 1st and 3rd Monday of each month at 6:00 pm in the Northshore Room at Northshore Utility District in Kenmore. We welcome your attendance at these open public meetings.
- ◆ ***Why does my water occasionally appear white or cloudy?***
Air in the water can cause a milky appearance. Water that contains dissolved air is delivered to our homes under pressure. Turning on the faucet releases the pressure, causing air bubbles to appear. Like the carbon dioxide in soft drinks, the tiny bubbles rise to the surface. Clearing begins at the bottom of the container and within a couple of minutes the water is clear.
- ◆ ***Does bottled water have contaminants?***
Drinking water, including bottled water, may reasonably be expected to contain at least small amounts of some contaminants. The presence of contamination does not necessarily indicate that water poses a health risk. More information about contaminants and potential health effects can be obtained by calling the Environmental Protection Agency's Safe Drinking Hotline at 1(800) 426-4791.
- ◆ ***Why does my water taste or smell like chlorine?***
Chlorine is used by water utilities to prevent disease-causing microorganisms from growing inside water lines. Chlorination of surface water supplies is required by the Washington State Department of Health. There may be a chlorine odor when you first turn on your tap, especially in the morning. However, the odor should rapidly dissipate and you should not taste it. If your water has an objectionable taste or odor, please check for cross connections (*see page 8*) or call the District's Water Quality Coordinator at (425) 398-4417.
- ◆ ***Is Fluoride added to our drinking water?***
Yes. One part per million is added to reduce tooth decay. A 1968 Seattle referendum requires the addition of fluoride.

Northshore Utility District – Health Issues

The sources of all drinking water (both tap water and bottled water) include rivers, lakes, streams, ponds, reservoirs, springs and wells. As water travels over the surface of the land or through the ground, it dissolves naturally occurring minerals and can pick up substances resulting from the presence of animals or human activity.

In the Tolt and Cedar water supplies, these potential contaminants may include:

- ◆ Microbial contaminants, such as viruses and bacteria, from wildlife;
- ◆ Inorganic contaminants, such as salts and metals, which are naturally occurring;
- ◆ Organic contaminants that are by-products of disinfection processes; and
- ◆ Radioactive contaminants that can be naturally occurring.



The presence of contaminants does not necessarily indicate that water poses a health risk.

Cryptosporidium parvum (*Crypto*) is a disease-causing organism commonly found in the natural environment. Most rivers and streams across the country have detectable concentrations. *Crypto* sources include deer, elk and voles in the watersheds. There have been no disease outbreaks associated with Seattle's drinking water. Chlorination is ineffective against *Crypto*; however, Seattle uses ozonation to disinfect water on the Tolt and Cedar supply. Ozonation is very effective at destroying *Crypto* and other microbes.

Source water monitoring in 2004 detected *Cryptosporidium* in 1 of the 33 samples collected from the Cedar supply, with a maximum concentration of 2 organisms per 100 liters (25 gallons). These levels are relatively low compared to typical rivers and streams throughout the country. *Crypto* samples were not collected from the Tolt supply due to removal and inactivation of *Crypto* by the High Tech Tolt Filtration Plant.

Information on *Crypto* and other microbial contaminants are available from the Environmental Protection Agency's Safe Drinking Water Hotline at [1\(800\) 426-4791](tel:18004264791).

Some people may be more vulnerable to contaminants in drinking water than the general population. Immuno-compromised persons such as persons with cancer undergoing chemotherapy, persons who have undergone organ transplants, people with HIV/AIDS or other immune system disorders, some elderly, and infants, can be particularly at risk from infections. These people should seek advice about drinking water from their health care providers. To ensure that tap water is safe to drink, EPA adopts regulations setting the water quality standards for public water systems.

Northshore Utility District – 2004 Water Quality

Seattle Public Utilities 2004 water quality monitoring results, listed in the table on the next page, confirmed that there were no contaminants at or above established levels of concern for the general public. Turbidity is also monitored and is a measure of clarity in the water. It has no direct health effects, however, it is an overall indicator of water quality. South Fork Tolt River has a greatly reduced turbidity level with the new treatment plant, and the Cedar River source has seasonal fluctuations but generally has low turbidity.

Northshore Utility District – 2004 Water Quality continued . . .

2004 Water Quality Monitoring Results								For Water Samples: 1 mg/l = 1,000 µg/l ppm = parts per million, or milligrams per liter - mg/l ppb = parts per billion, or micrograms per liter - µg/l	
Detected Compounds	Units	MCLG*	MCL*	Cedar Water Levels		Tolt Water Levels		Typical Sources	
				Average	Range	Average	Range		
CLARITY - Measured Before Treatment									
Turbidity	NTU	NA	TT	0.8	0.2 - 4.25	0.06	0.3 - 0.66	Soil runoff	
INORGANIC AND ORGANIC PARAMETERS - Measured after Treatment									
Flouride	ppm	4	4	1.0	0.9 - 1.03	1.0	0.8 - 1.1	Water additive, which promotes strong teeth	
Bromate	ppm	0	10	ND	ND	ND	ND to 1	By-product of drinking water ozonation	
Chlorine	ppm	MRDLG=4	MRDL=4			Tolt Highest Monthly Avg = 1.01 Tolt Range = 0.00 - 1.70		Water additive used to control microbes	
DISINFECTION BY-PRODUCTS - Measured in the Distribution System									
Total Trihalo-methanes	ppb	NA	80	NA	NA	40	22 -55	By-products of drinking water chlorination	
MICROBIAL PARAMETERS - Measured in the Distributin Systeme									
Total Coliform, % positive samples - Combined distribution system		0	5%			Highest Month: = 1.9% For the year = 0.16%		Naturally present in the environment	
99.95% of the samples from the tolt Treatment Facility were below 0.3 NTU for each month in 2004									
*EPA's Allowable Limits		ND - Non-detected		NA - Not Applicable		TT -Treatment Technique.			

TABLE DEFINITIONS

MCLG – Maximum Contaminant Level Goal

The level of a contaminant in drinking water below which there is no known or expected risk to health. MCLGs allow for a margin of safety.

MCL – Maximum Contaminant Level

The highest level of a contaminant that is allowed in drinking water. MCLs are set as close to the MCLGs as feasible using the best available treatment technology.

NTU – Nephelometric Turbidity Unit

The unit of measurement for turbidity.

TT – Treatment Technique

A required process intended to reduce the level of a contaminant in drinking water.

MRDLG - Maximum Residual Disinfectant Level Goal

The level of a drinking water disinfectant below which there is no known or expected risk to health. MRDLGs do not reflect the benefits of the use of disinfectants to control microbial contaminants.

MRDL - Maximum Residual Disinfectant Level

The highest level of a disinfectant allowed in drinking water. There is convincing evidence that addition of a disinfectant is necessary for control of microbial contaminants.

If you would like a copy of the list for the undetected contaminants, please call (425) 398-4417. Some people

who, over many years, drink water containing trihalomethanes (TTHM) in excess of the MCL may experience problems with their liver, kidneys, or central nervous systems and may have an increased risk of cancer. With the completion of the Tolt Filtration in December 2000, the TTHM's were greatly reduced.

Northshore Utility District – Residential Lead, Copper & Radon Monitoring

The Tolt and Cedar source waters **do not** contain lead or copper. However, lead and copper can leach into residential water from building plumbing systems. Lead and copper monitoring is conducted at homes categorized as high risk, most recently completed in 2004. Compliance is determined on a regional basis.

Homes or buildings that were built or replumbed with copper pipes and lead-based solder prior to 1985 are considered “high risk.” Lead solder was banned in King County during 1985. “Worst case” conditions are defined as when water has not been used and has been sitting stagnant in the pipes for six hours or longer – such as first thing in the morning. The risk decreases as the plumbing ages. If you do not have copper plumbing, you are at low risk.

If your home is considered “high risk,” you may want to flush out any water that has been sitting for six hours or longer prior to using for cooking or drinking. You can run the water for approximately 30 seconds in order to flush out the plumbing lines. The flushed water should not be consumed as it may contain dissolved metals. However, this water can be used for watering plants or washing dishes. If your home is not “high risk,” you may still be at some risk from lead being leached from brass faucets. In this case, you only need to run 6-8 ounces of water in order to flush out any contaminants.

Infants and children who drink water containing lead in excess of the Action Level could experience delays in their physical or mental development. Children could show slight deficits in attention span and learning abilities. Adults who drink this water over many years could develop kidney problems or high blood pressure.

The 90th percentile means that 90 percent of the homes had concentrations below the reported value, and ten percent of the homes had concentrations above the reported value. Seattle’s planned treatment improvements should further reduce the corrosiveness of the water to your plumbing materials, and we expect to meet the proposed future Action Levels.

Lead and Copper				
<i>2004 Combined Regional Monitoring Program Results</i>				
Parameter & Units	MCLG	Action Level	90th Percentile	# of Homes Exceeding Action Level
Lead,* ppb	0	15	10.3	24 of 375 (6%)
Copper,* ppm	1.3	1.3	0.26	0 of 375
Sources of Contamination: Corrosion of household plumbing systems. <i>Action Level (AL): The concentration of a contaminant which, if exceeded, triggers treatment or other requirements that a water system must follow.</i>				

Although we are not required to test for radon, SPU has tested each of its sources. Continued monitoring shows that radon is not present in either the Cedar or Tolt water supplies.

Northshore Utility District – Water Conservation

The outlook for our regional water supply for the summer is good. The snowpack is very minimal but our spring rains have kept our reservoirs full. It is still wise to conserve whenever possible. Water conservation is an ongoing effort because it helps us make the most of our existing water supplies and keeps water in the streams for salmon. The District offers rainbarrels, showerheads, conservation kits, and a variety of conservation items for our customers. Visit our web site www.nud.net or call (425) 398-4419 to learn more. Here are some tips that will help you to make a difference:


- ◆ Repair all leaks promptly.
- ◆ Don't use the toilet as a wastebasket.
- ◆ Water your lawn early in the morning or consider letting your lawn go dormant in the summer.
- ◆ If it's time to replace your clothes washer, purchase a high-efficiency model. Rebates available through PSE & SPU.
- ◆ Wash full loads of clothes and dishes.
- ◆ Turn off the water while brushing your teeth. Fill the sink to rinse dishes.
- ◆ Take shorter showers or shallow baths. Use our free low flow shower heads.
- ◆ Visit www.nud.net or www.savingwater.org for more conservation tips.

Additional Water Quality Information

- | | |
|---|---|
| ◆ Northshore Utility District
6830 NE 185th Street
Kenmore, WA 98028-2701 | Phone #: (425) 398-4400
Website: www.nud.net
e-mail: mholte@nud.net |
| ◆ Seattle Public Utilities | Website: www.ci.seattle.wa.us/util/ |
| ◆ Washington State Department of Health | Website: www.doh.wa.gov/ehp/dw/ |
| ◆ Environmental Protection Agency
Safe Drinking Water Hotline | Website: www.epa.gov/safewater
Phone #: 1(800) 426-4791
e-mail: hotline-sdwa@epamail.epa.gov |



Northshore Utility District Facility



Northshore Utility District – Fast Facts

- ◆ Northshore Utility District has very soft water - less than one grain of hardness per gallon
- ◆ Capacity of the District's reservoirs and water tanks - 29 million gallons (5 day supply)
- ◆ Number of water connections - 19,895 serving approximately 62,000 residents
- ◆ Miles of water pipeline - Approximately 250
- ◆ Miles of sewer pipeline - Approximately 230
- ◆ Service area - 17 square miles
- ◆ Peak water usage - 12 million gallons per day (mgd)

Working Together to Control Cross Connections

A cross connection is any point in a plumbing system where drinking water is connected to a pollutant. An example of a cross connection is a garden hose submerged in a full swimming pool. The pool water is the pollutant and the cross connection is the point where the hose enters the pool.

Generally a public water system is pressurized to a point where water can only flow in one direction - into a facility. However, water system pressure can occasionally drop to a point where a pollutant inside of a facility's plumbing system is pulled back into the public water supply. Using the previous example, the pool water can actually be sucked through the submerged hose back into a non-pressurized public water system. Pollutants can also be pushed back into the drinking water when the pollutant is at a higher pressure than the public water system. Pumps, boilers, elevation difference, or air can create pressures greater than the public water system.

To prevent pollutants from flowing backwards into the public water system, "backflow prevention assemblies" must be installed on all known cross connections. Common residential cross connections include irrigation systems, fire suppression systems, boilers, swimming pools, and garden hoses. Washington State law requires water customers with cross connections within their plumbing system install the appropriate type of backflow prevention assembly to protect the public water supply. Northshore Utility District staff can help customers determine the proper type and placement of backflow prevention assemblies.

If you have questions about cross connection control or water quality, please call Mick Holte (Water Quality Coordinator) at (425) 398-4417. With your help we can all continue to enjoy excellent water quality within our public water system.

Minor monitoring violation disclosure

NUD is required to monitor your drinking water for specific contaminants on a regular basis. Results of regular monitoring are an indicator of whether or not your drinking water meets health standards. January, 2005, NUD did not complete one sample and therefore cannot be sure of the quality of your drinking water during that time. Although this one sample was not collected, continuous monitoring of treatment and extensive monitoring within the system was conducted and there was no indication of any public health risk.